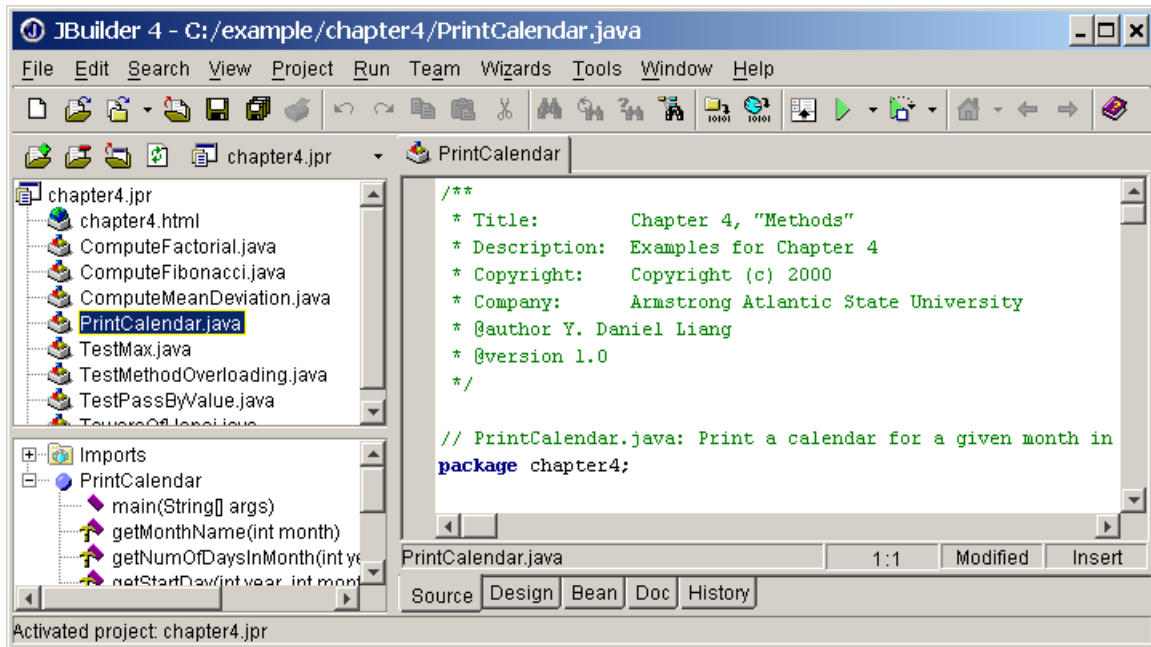


## Generating and Viewing javadoc in JBuilder 4/5/6

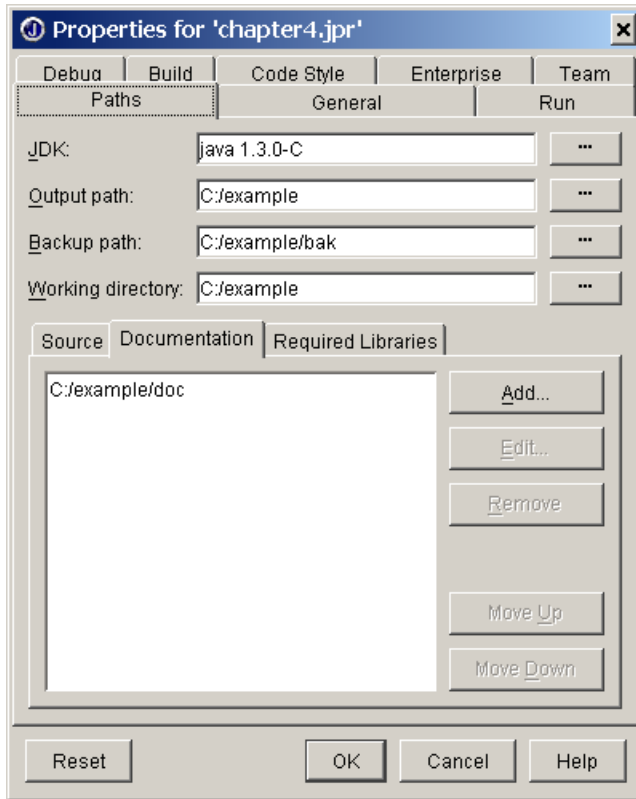
You can view the javadoc documentation in JBuilder. To do so, you have to first generate the javadoc documentation and place it in the documentation path and then click the Doc tab in the content pane to view the generated javadoc documentation. Here is an example to generate the javadoc documentation for `PrintCalendar.java` in Chapter 4, "Methods," in Introduction to Java Programming with JBuilder 4/5/6 (See Figure 1).



**Figure 1**

*PrintCalendar.java* is in project *chapter4.jpr*.

1. Verify the documentation path. In the Paths tab of the Project Properties dialog box, click the Documentation tab to find the doc path. The Doc path is `c:/example/doc`, as shown in Figure 2.



**Figure 2**

*The Documentation path specifies where the javadoc documentation is stored.*

2. Check if the **doc** folder is in **example**. If not, create it.
3. Generate the javadoc documentation. In the DOS prompt, change directory to **c:\example\chapter4**, and type the following command to generate the javadoc documentation for **PrintCalendar.java**. (See Figure 3)

```
javadoc -d c:\example\doc -private PrintCalendar.java
```

```
Command Prompt
C:\example>dir doc
Volume in drive C has no label.
Volume Serial Number is F0F9-E7AF

Directory of C:\example

File Not Found

C:\example>mkdir doc

C:\example>cd chapter4

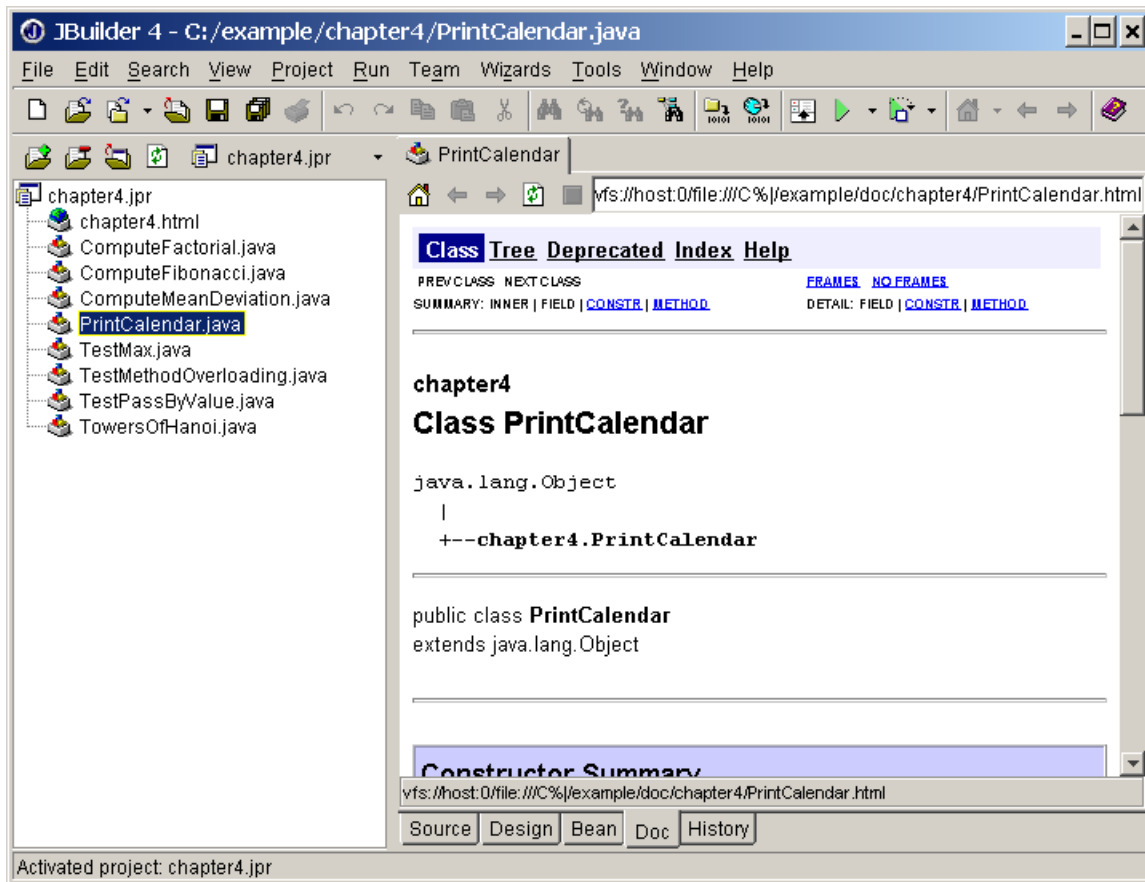
C:\example\chapter4>javadoc -d c:\example\doc -private PrintCalendar.java
Loading source file PrintCalendar.java...
Constructing Javadoc information...
javadoc: warning - Import not found: chapter2.MyInput - ignoring!
Building tree for all the packages and classes...
Building index for all the packages and classes...
Generating c:\example\doc\overview-tree.html...
Generating c:\example\doc\index-all.html...
Generating c:\example\doc\deprecated-list.html...
Building index for all classes...
Generating c:\example\doc\allclasses-frame.html...
Generating c:\example\doc\index.html...
Generating c:\example\doc\packages.html...
Generating c:\example\doc\chapter4\PrintCalendar.html...
Generating c:\example\doc\serialized-form.html...
Generating c:\example\doc\package-list...
Generating c:\example\doc\help-doc.html...
Generating c:\example\doc\stylesheet.css...
1 warning

C:\example\chapter4>
```

**Figure 3**

*The javadoc documentation for PrintCalendar.java is generated.*

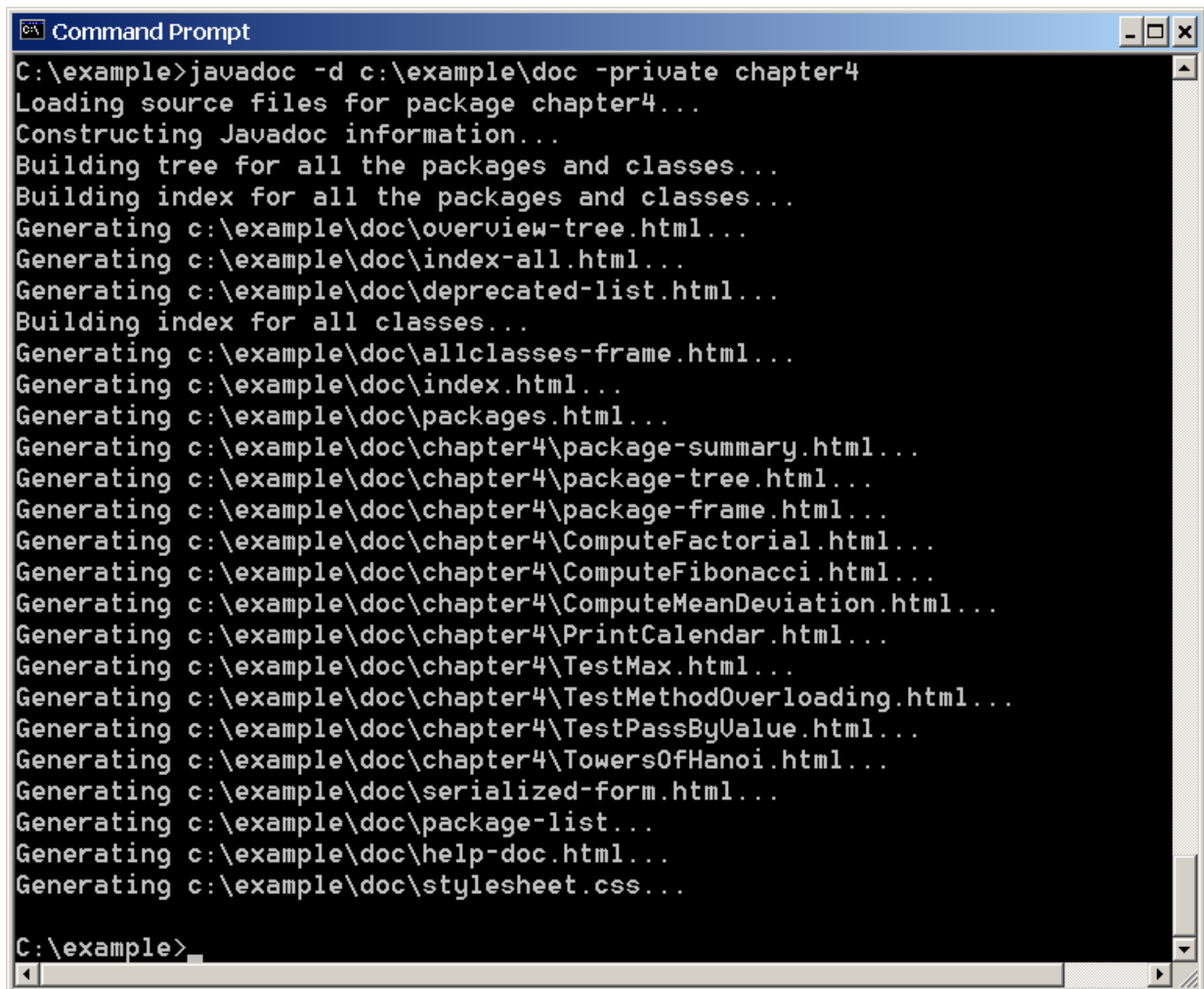
4. View the javadoc documentation. Click the Doc tab to view the javadoc documentation, as shown in Figure 4.



**Figure 4**

*You can view the documentation in the content pane.*

NOTE: You may generate the documentation for the entire package (i.e. chapter4) using the following command at c:\example from the DOS prompt, as shown in Figure 5.



```
Command Prompt
C:\example>javadoc -d c:\example\doc -private chapter4
Loading source files for package chapter4...
Constructing Javadoc information...
Building tree for all the packages and classes...
Building index for all the packages and classes...
Generating c:\example\doc\overview-tree.html...
Generating c:\example\doc\index-all.html...
Generating c:\example\doc\deprecated-list.html...
Building index for all classes...
Generating c:\example\doc\allclasses-frame.html...
Generating c:\example\doc\index.html...
Generating c:\example\doc\packages.html...
Generating c:\example\doc\chapter4\package-summary.html...
Generating c:\example\doc\chapter4\package-tree.html...
Generating c:\example\doc\chapter4\package-frame.html...
Generating c:\example\doc\chapter4\ComputeFactorial.html...
Generating c:\example\doc\chapter4\ComputeFibonacci.html...
Generating c:\example\doc\chapter4\ComputeMeanDeviation.html...
Generating c:\example\doc\chapter4\PrintCalendar.html...
Generating c:\example\doc\chapter4\TestMax.html...
Generating c:\example\doc\chapter4\TestMethodOverloading.html...
Generating c:\example\doc\chapter4\TestPassByValue.html...
Generating c:\example\doc\chapter4\TowersOfHanoi.html...
Generating c:\example\doc\serialized-form.html...
Generating c:\example\doc\package-list...
Generating c:\example\doc\help-doc.html...
Generating c:\example\doc\stylesheet.css...

C:\example>
```

**Figure 5**

*You may generate the documentation for the entire package.*